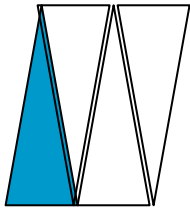


# Introduction To One Fourth Or Quarter

## [Basic Fraction Worksheets](#)

In this fraction worksheet you will cut the given shape into four equal parts and colour one part to show one fourth or one quarter. Also write one quarter in words and mathematically. First one is done as an example:


1.




$$\frac{1}{4}$$

One fourth or quarter

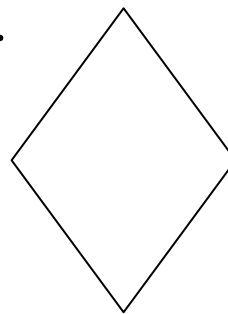
2.



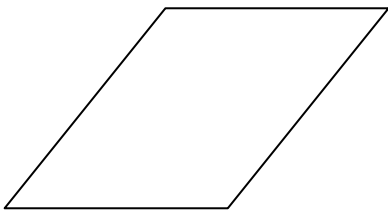
3.



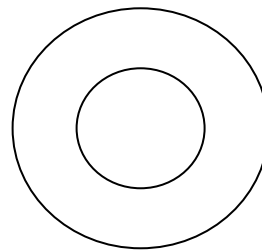
4.



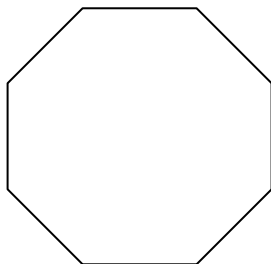
5.



6.



7.



8.

