

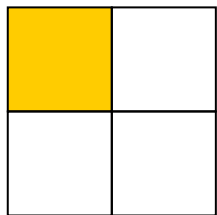
Fraction Worksheets - Draw Shapes

Color each picture to show the fraction in each problem (First one is done as example)

www.fractionsworksheets.ca

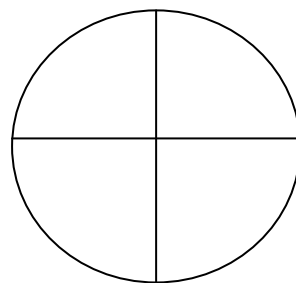
1.

$$\frac{1}{4} =$$




2.

$$\frac{3}{4} =$$



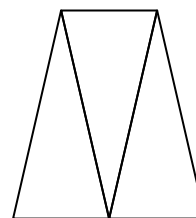
3.

$$\frac{1}{2} =$$




4.

$$\frac{1}{3} =$$



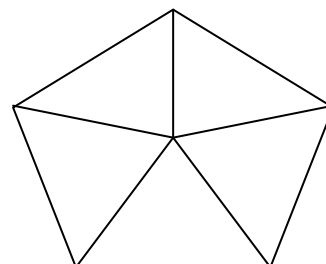
5.

$$\frac{4}{5} =$$



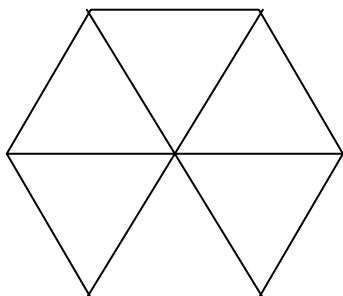
6.

$$\frac{3}{5} =$$



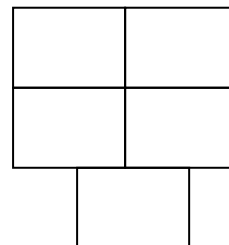
7.

$$\frac{5}{6} =$$



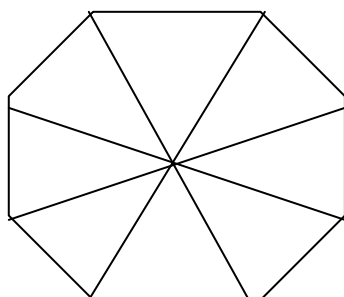
8.

$$\frac{1}{5} =$$



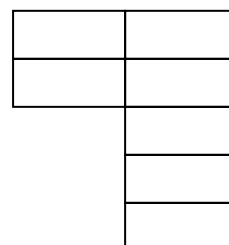
9.

$$\frac{5}{8} =$$



10.

$$\frac{3}{7} =$$



Fraction Worksheets - Draw Shapes

Draw your own shapes and color them to represent the given fractions

www.fractionsworksheets.ca

1.

$$\frac{2}{5} =$$

2.

$$\frac{3}{6} =$$

3.

$$\frac{2}{3} =$$

4.

$$\frac{1}{2} =$$

5.

$$\frac{4}{6} =$$

6.

$$\frac{3}{4} =$$

7.

$$\frac{1}{6} =$$

8.

$$\frac{2}{4} =$$

9.

$$\frac{7}{8} =$$

10.

$$\frac{2}{7} =$$